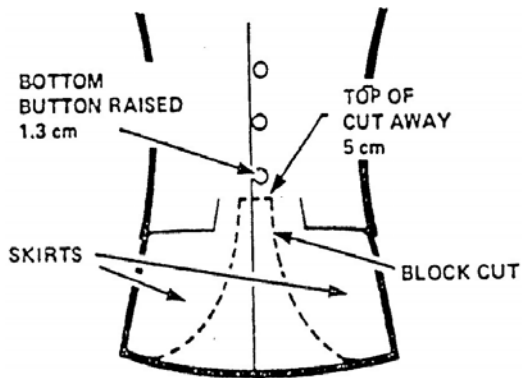



CADET JACKET – DOUBLET PATTERN

NOTE: Male jacket illustrated. Modifications to the female jacket shall conform.



BLOCK CUT

1. The bottom button on the jacket shall be raised 1.3 cm and a new buttonhole made.
2. With the jacket buttons done up to ensure proper measurement, a block cut 5 cm wide, measured horizontally from the centre of the bottom button, shall be made along a line of the original button hole.

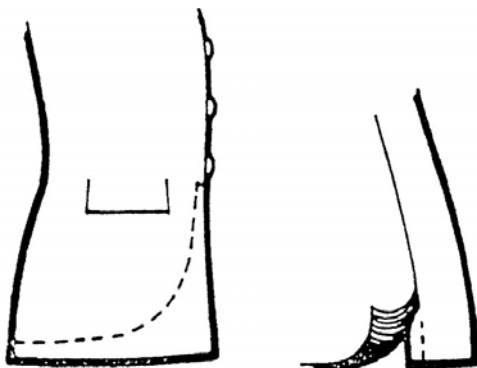


VENTS

1. The centre rear vent of the jacket shall be sewn closed and then replaced with two 12.7 cm long side vents, opened on the vertical side seams.

SKIRTS

1. The skirt of the jacket shall be lined with canvas for stiffening.
2. When required, the skirt length shall be adjusted to a line horizontal with the lower curvature of the buttocks.



FACING

1. A 2.5 cm x 12.7 cm facing, made of the same material as the jacket, shall be sewn vertically to the underside of the flap at both side vents.